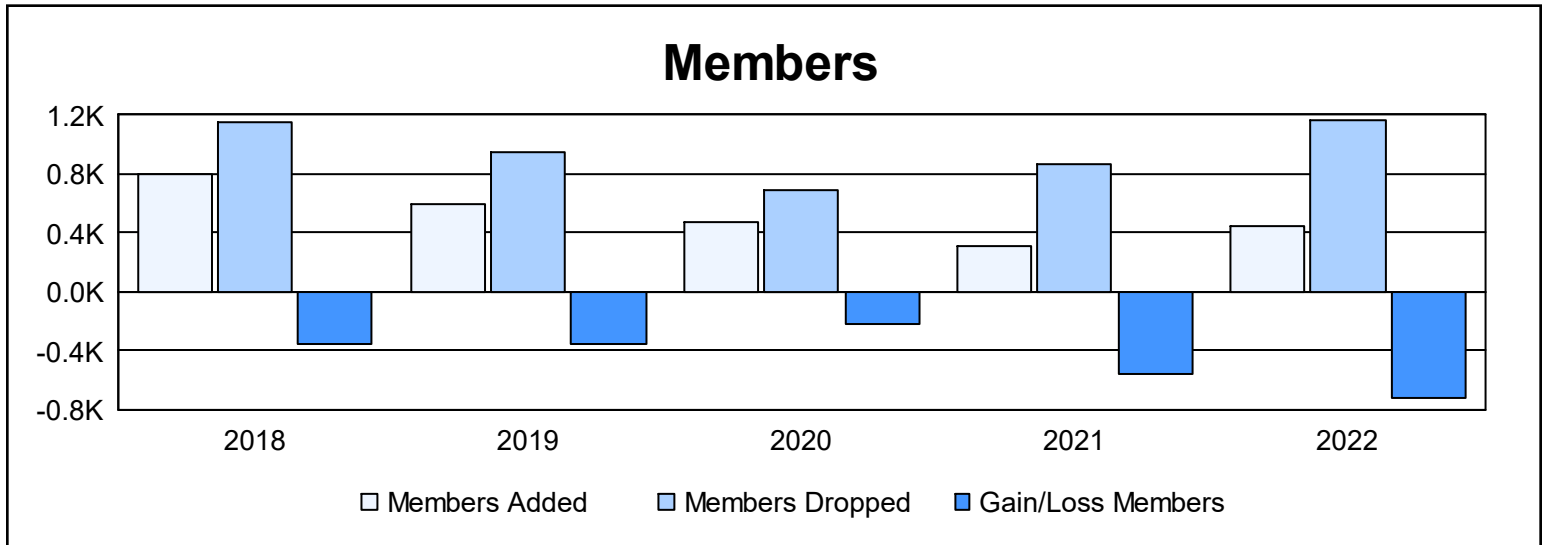
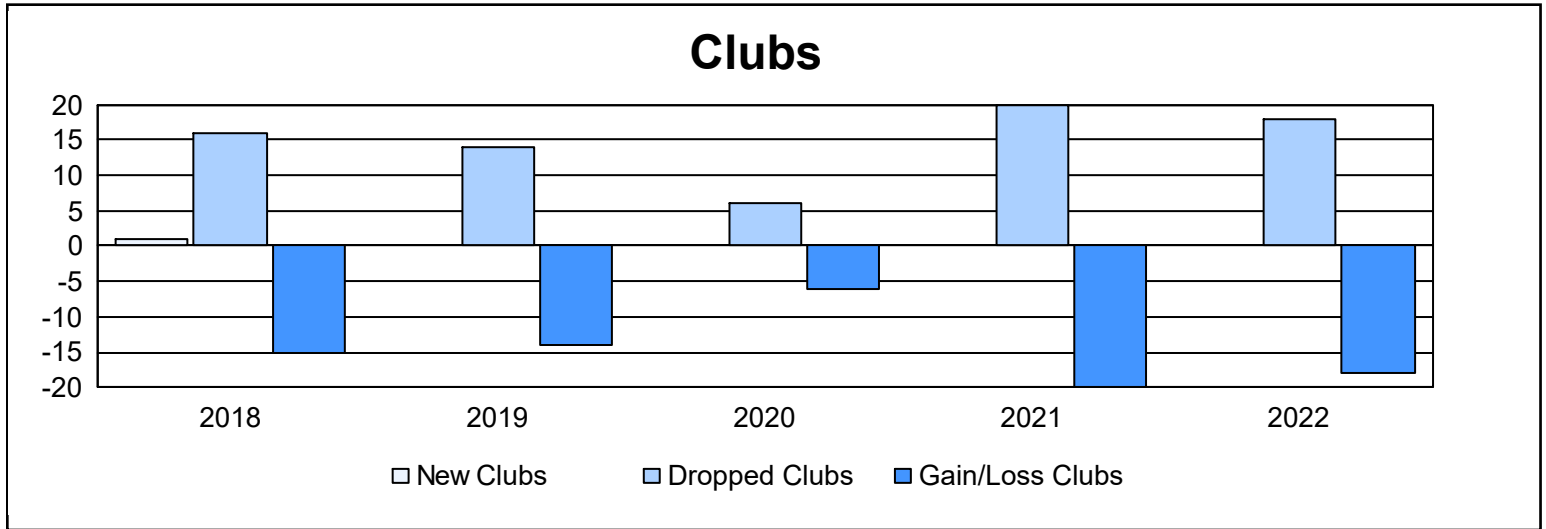
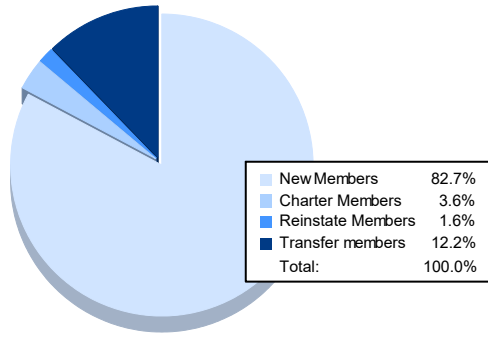


Year	New Clubs	Dropped Clubs	Gain/ Loss Clubs	New Members	Charter Members	Reinstate Members	Transfer Members	Total Member Added	Total Members Dropped	Gain/ Loss Members
2017-2018	1	16	-15	561	48	20	164	793	1,154	-361
2018-2019	0	14	-14	494	5	15	81	595	952	-357
2019-2020	0	6	-6	388	6	15	62	471	696	-225
2020-2021	0	20	-20	244	19	14	35	312	869	-557
2021-2022	0	18	-18	372	16	7	55	450	1,167	-717
<b>Average</b>	<b>0</b>	<b>15</b>	<b>-15</b>	<b>412</b>	<b>19</b>	<b>14</b>	<b>79</b>	<b>524</b>	<b>968</b>	<b>-443</b>



### Membership Composition June 2022 Cumulative



### Gender Composition June 2022 Cumulative

